


# Switchex®

## LED DRIVER + DIMMER IN ONE

SWITCHEX® is a dimmer with an integrated driver that converts 120VAC to either 12VDC or 24VDC. This means SWITCHEX® is all you need between your line voltage and low voltage LED lighting. Best of all, it fits in a standard electrical box.



SWITCHEX® solves two of the most common LED lighting challenges:

- Poor dimming performance that often results when a dimmer and LED driver are made by different manufacturers
- Finding a place to fit the LED driver



### FEATURES

- First LED Driver + In-Wall Dimmer Switch in one unit
- Simplifies LED installation by eliminating compatibility issues between driver and dimmer
- Fits in a standard recessed electrical box
- 100% - 1% smooth dimming
- No minimum load
- Single pole preset dimmer with on/off push switch
- Adjustable voltage output dial to address voltage drop
- Includes voltage barrier partition to install high and low voltage circuit in same switch box
- No derating required when ganging units
- Power failure memory: If power is interrupted, SWITCHEX will return to setting prior to interruption

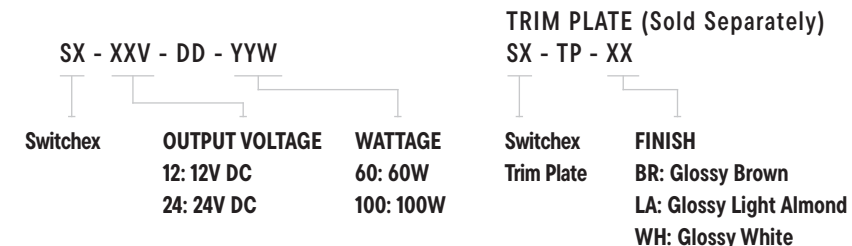
### APPROVED FIXTURES

- 24V LED Fixtures
- HP strip series
  - eStrip
  - Globe light
  - Hard strip
- 12V LED Fixtures
- Disc light

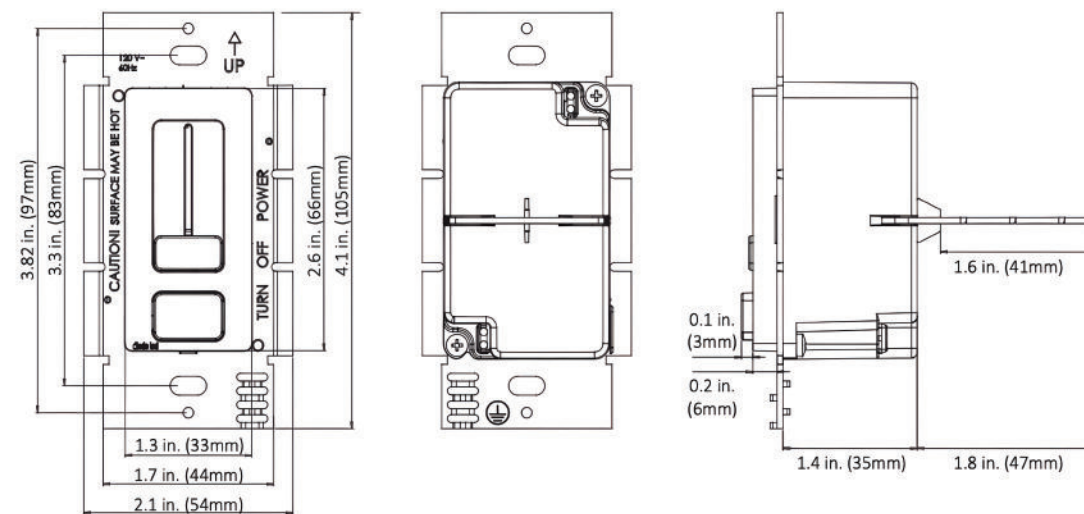
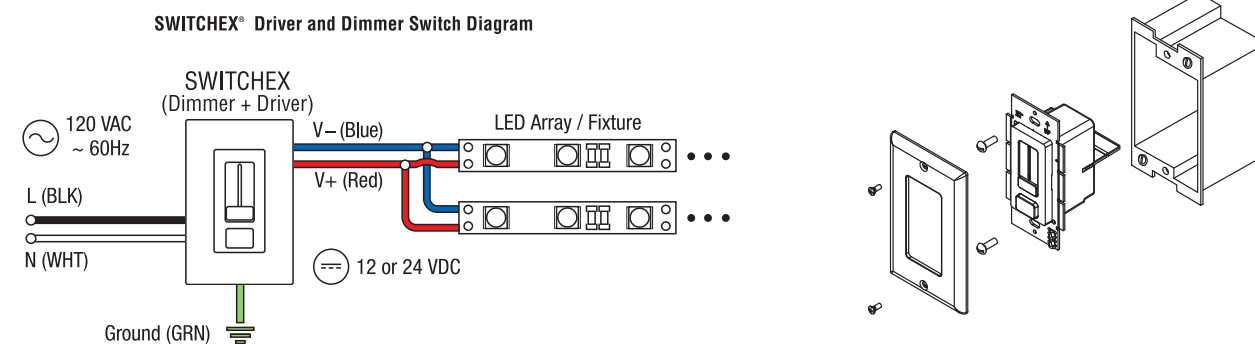
### SPECIFICATIONS

Product Code		SX-12V-DD-60W	SX-24V-DD-100W
Electrical	Input Voltage	120V AC	
	Output Voltage	12V DC	24V DC
Specs	Max. Load	60W, 5A	100W, 4.2A
	Power Factor	>0.9 @ 120VAC 60Hz max load	
	Efficiency	≥91% @ 120VAC max load	
	Dimmable	Yes	
	Protections	Short circuit, thermal runaway, and over voltage	
	Mounting	Single-Gang Box	
	Connection Type	Hardwire	
Warranty	2 years		
Approvals	cULus, FCC, RoHS		

### PRODUCT CODES



### DIAGRAM



### The Driver Is Inside

SWITCHEX® is all you need between your line voltage and low voltage LED lighting. The integrated driver converts 120VAC to either 12VDC or 24VDC and it fits in a standard electrical box.

